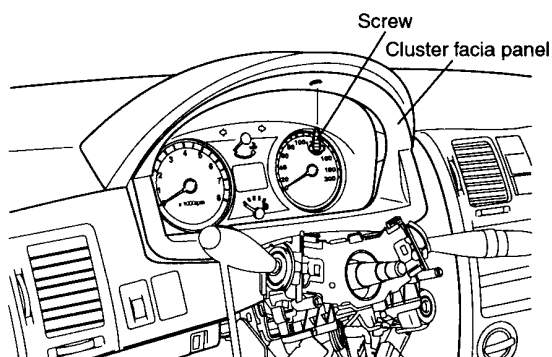


REMOVAL AND INSTALLATION

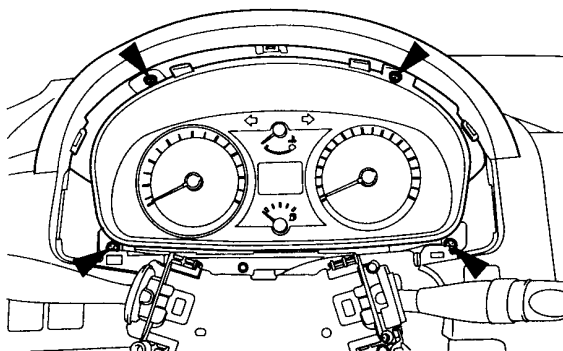
E405A70A2

1. Disconnect the negative(-) battery terminal.
2. Remove the cluster facia panel after removing a screw.



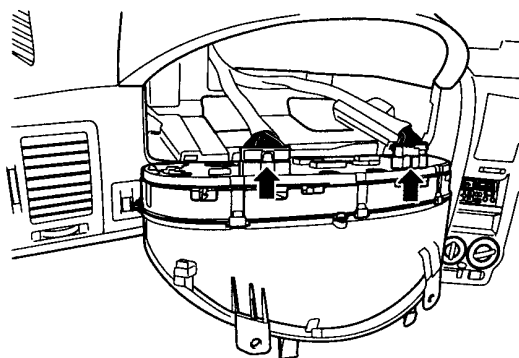
ESPD150A

3. Remove the cluster from the housing after removing 4 screws.



KSPD150B

4. Disconnect the wire connectors from the cluster.



ETPD255A

5. Installation is the reverse of removal.